Key Statistics 2022-23: Updated

This summary of 2022-23 key statistics demonstrates the continued success of the Access to HE Diploma in enabling adults to enter and succeed in higher education, and to support local and national skills needs. 2022-23 also celebrates the registration of the one millionth student under QAA's custodianship of the qualification.

The Access to HE Diploma is a widely recognised Level 3 qualification that provides opportunities for adults to transition to enter higher education. It also offers chances for adults wishing to retrain for a second graduate-entry profession by delivering locally-devised, flexible courses across the UK.

Data on entrants to higher education replaces the data on accepted applications published in the previous version.

In 2022-23:

20,990
Access to HE students entering higher education in September 2022
2021-22: 19,750
Source: HESA/Jisc

38,220
Students registered on an Access to HE Diploma
2021-22: 40,855
Source: DfE/AVAs

19,320
Access to HE students applying to higher education who were accepted for September 2023 entry
2021-22: 22,630
Source: UCAS

Students entering higher education in September 2022 with an Access to HE Diploma

Female
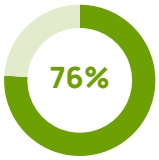

56% other Level 3 qualifications

Over 25
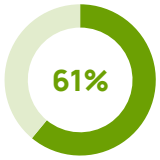

26% other Level 3 qualifications

From ethnic minorities
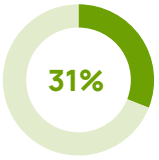

24% other Level 3 qualifications

With a disability
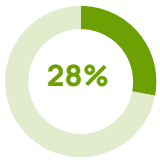

16% other Level 3 qualifications

From disadvantage area
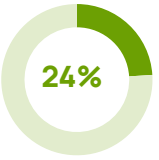

12% other Level 3 qualifications

Source: HESA

What do they study in higher education?

	Entrants with an Access to HE Diploma	% of Access to HE Diploma entrants by subject
Nursing and midwifery	8,235	39.2%
Subjects allied to medicine	3,430	16.3%
Health and social care	1,245	5.9%
Business and management	1,155	5.5%
Psychology	1,090	5.2%

Source: HESA

Where do they study in higher education?

77%
of Access to HE students stayed in their local area to study in higher education

The map shows the percentage of students from each region who stayed in that region for their higher level studies

Source: UCAS

290
Access to HE Diploma entrants (1.4% of Access to HE Diploma entrants) entered higher education at providers in Scotland

290
Access to HE Diploma entrants (1.4% of Access to HE Diploma entrants) entered higher education at providers in Northern Ireland

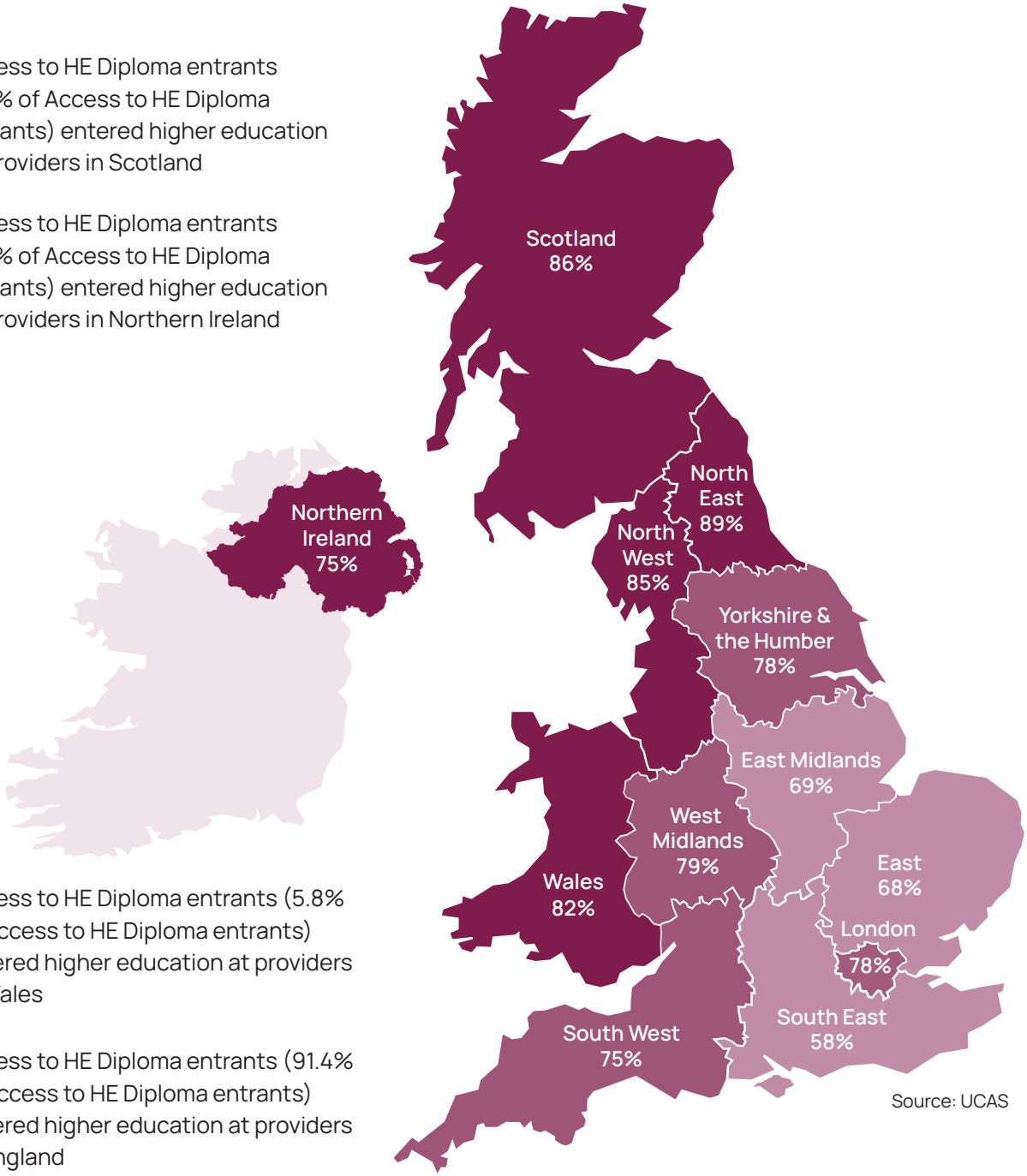

Source: UCAS

1,225
Access to HE Diploma entrants (5.8% of Access to HE Diploma entrants) entered higher education at providers in Wales

19,190
Access to HE Diploma entrants (91.4% of Access to HE Diploma entrants) entered higher education at providers in England

Source: HESA

10%
of students domiciled in the South East accepted at higher education providers in the South West and 7% in London

Read Carrie-Lee's story

Source: UCAS

How well are they retained in higher education?

	Access to HE Diploma students as a percentage of all students with an Access to HE Diploma	Students with other Level 3 qualifications as a percentage of all students with other Level 3 qualifications
Continue or qualify at same HE provider	85.5%	85.8%
No longer in HE	12.2%	11.1%
Transfer to another HE provider	2.3%	3.0%

Source: HESA

Students with an Access to HE Diploma are as likely to continue or qualify at the same HE provider as students with other qualifications. However, they are more likely to leave their studies than move to another HE provider.

Students registered to study on an Access to HE Diploma in 2022-23



Other Level 3 qualifications: https://explore-education-statistics.service.gov.uk/

Source: DfE/AVAs

What do they study as their Access to HE Diploma?

In 2022-23 students studied on **176** different Diploma titles

Take a look at our course search

Access to HE student registrations		% of all Access to HE student registrations
22,850	Health, Public Services and Care	59.78%
4,405	Science and Mathematics	11.52%
4,065	Social Sciences	10.64%
2,510	Business, Administration and Law	6.56%
1,215	Arts, Media and Publishing	3.18%

Source: DfE/AVAs

60.6% were in subjects in Health, Public Services and Care

Read Shokhan's story

Where do they study their Access to HE Diploma?

36,355 Access to HE students (95.1% of all registrations) are studying at providers in England

1,750 Access to HE students (4.6% of all registrations) are studying at providers in Wales

120 Access to HE students (0.3% of all registrations) are studying at providers in Northern Ireland, Channel Islands and Isle of Man

69.5% study within a further education college

28.1% study within a private training provider or other education provider

2.4% study within a higher education provider

Source: DfE/AVAs

What results did they get?

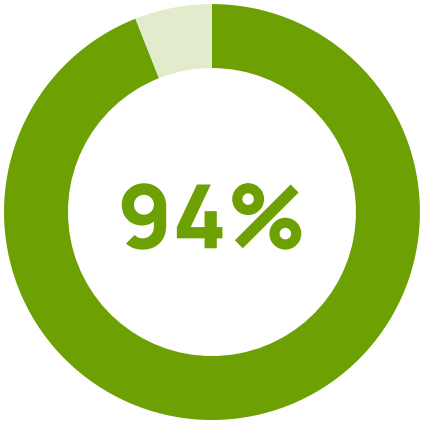

of students completing their course in 2022-23 were **awarded** the Diploma

Source: DfE/AVAs

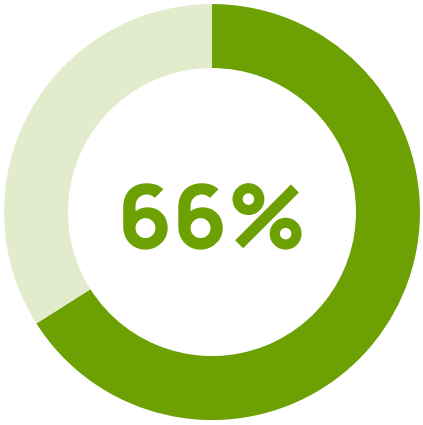

of all registered students **completed** their Diploma by August 2023

Source: DfE/AVAs

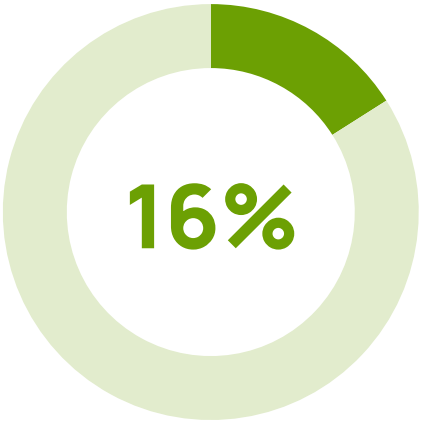

of students who were awarded distinction grades for all graded units

Source: AVAs

How well are they retained on their Access to HE Diploma?

69.9%
Retention rate

31.5%
of all withdrawals occur within the first 43 days of a student starting their course

Source: DfE/AVAs

Retention rate = full-time students who completed their Diploma as a percentage of all registered full-time students.

Full-time students are those registered to start their Diploma on or after 1 August 2022 and to finish by 31 July 2023

Labour market information – meeting skills needs; growing occupations



Nursing and Midwifery

+43,413



Information Technology

+29,279



Business and Finance

+24,334



Sales and Marketing

+20,868



Teaching

+12,690

Source: Lightcast

Numbers show an overview of the predicted change between 2024 and 2029 in occupations according to national data relating to employment, wages and job growth.

Browse Career Coach for the latest information

Making sense of the figures

The data used in this publication is provided from a variety of sources, as detailed below.

HESA - students entering undergraduate programmes who took an Access to HE course. The data includes full and part-time students registered on the first year of undergraduate courses but excludes those enrolled on directly-funded HE courses in FE institutions. Data relates to students who took an Access to HE course before 2022-23 – a different cohort from that reported elsewhere. (Copyright Jisc 2026.)

Jisc – Copyright Jisc 2026. Neither Jisc nor Jisc Services Limited can accept responsibility for an inferences or conclusions derived by third parties form data or other information supplied by Jisc or Jisc Services Limited. Where the Deliverables include derived fields containing third-party data, the additional terms, attributions and caveats set out here (www.hesa.ac.uk/support/third-party-data) shall apply.

QAA - full and part-time students on QAA-recognised Access to HE Diplomas in England and Wales. Data is provided by the AVAs that award the Diploma. Data relates to the 2022-23 academic year.

UCAS – applicants and accepted applicants to full-time HE courses. It includes applicants to HE courses provided by FE institutions but does not include applicants to part-time HE courses. Data relates to the September 2023 entry cycle.

© The Quality Assurance Agency for Higher Education 2026
Registered charity numbers 1062746 and SC037786
www.qaa.ac.uk