



## Key statistics 2011

## An overview of the statistics

Detailed statistics about Access to HE provision and student numbers are provided in the *Joint agency statistical report (Access to HE) 2011*. Please follow this link for further information: [www.accesstohe.ac.uk](http://www.accesstohe.ac.uk)

### How many Access to HE students were there in 2009-10?

(Data provided by the Data Service/DCELLS and HESA)

- **39,835** students were studying on an Access to HE course and were expected to finish by August 2010
  - **37,710** students were registered in England by the LSC
  - **2,125** students were registered in Wales by DCELLS
  - A further **275+** students undertook Access to HE courses in higher education institutions (HEIs) (not included in the Data Service and DCELLS data above).

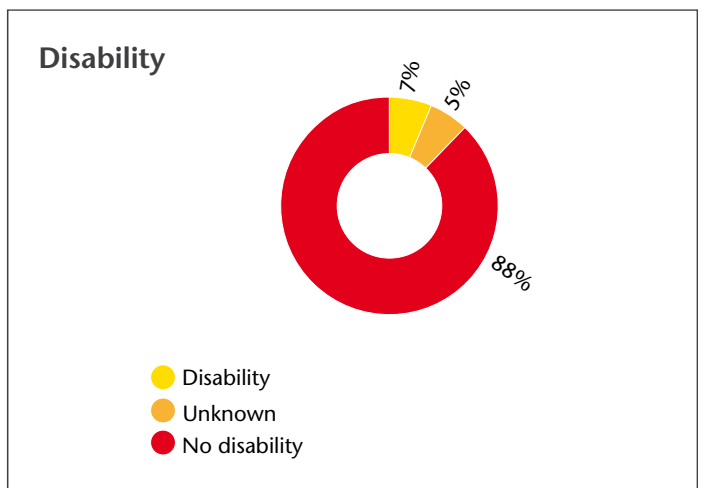
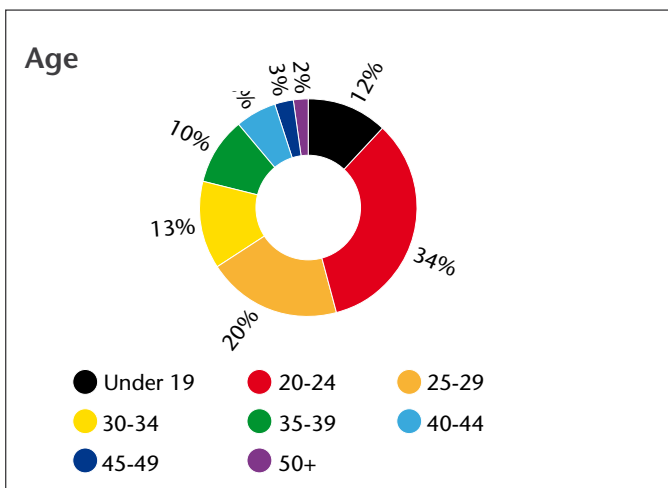
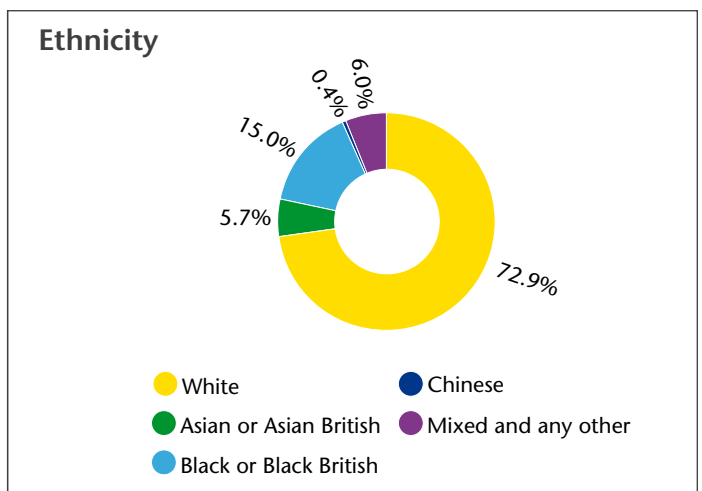
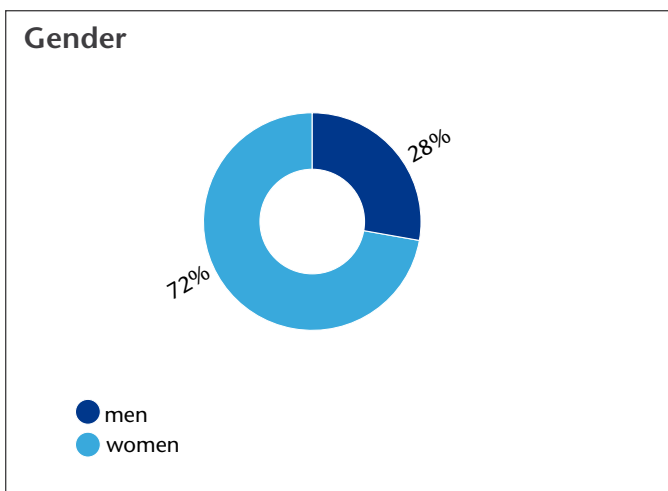
In addition

- **6,260** students were expected to continue their study in the following year.

### What was the profile of Access to HE students?

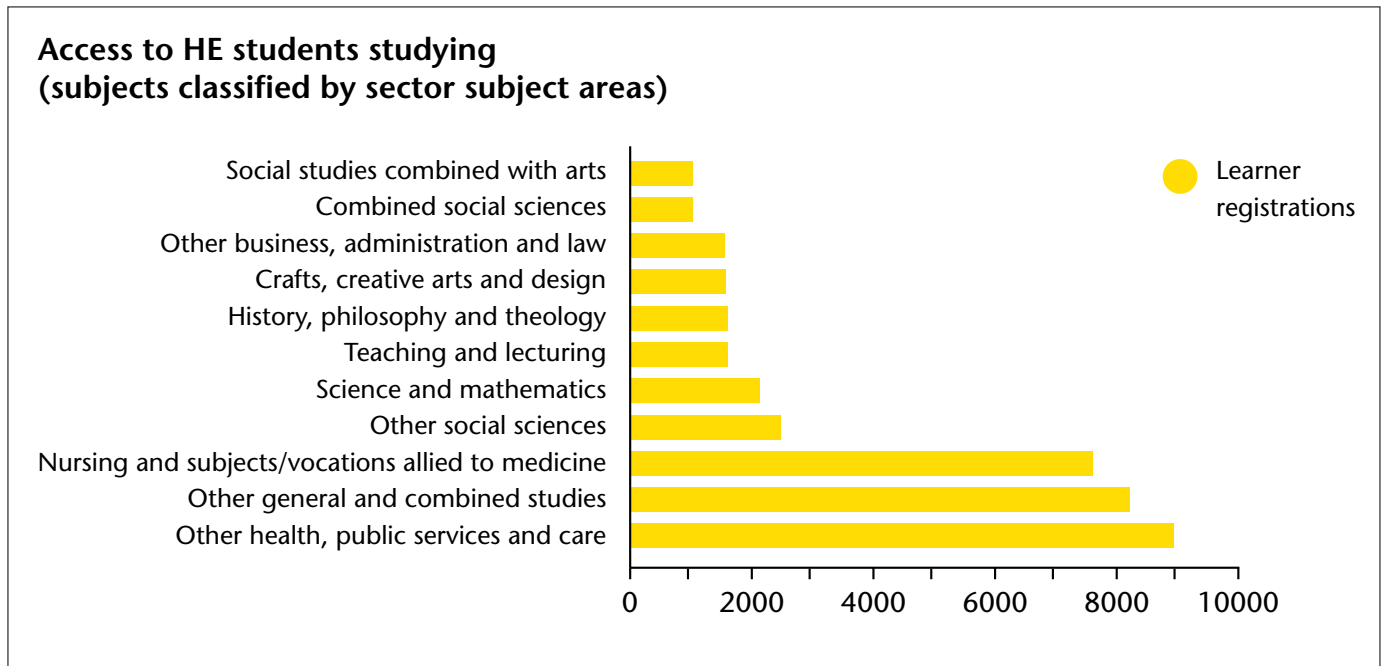
(Data provided by the Data Service/DCELLS)

This information relates to the Data Service and DCELLS learner registrations, excluding the 275+ learners in HEIs. Percentages for gender, ethnicity and age are based on totals excluding 'not known/not provided' figures.



## What Access to HE courses did students take?

(Data provided by QAA)

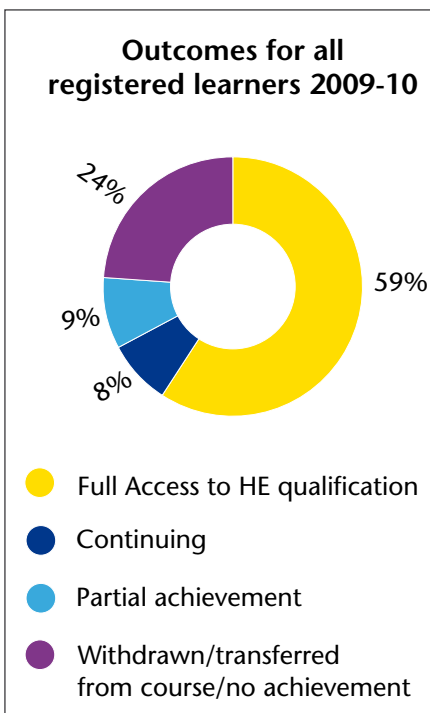


## How many completed their course and achieved the Access to HE qualification?

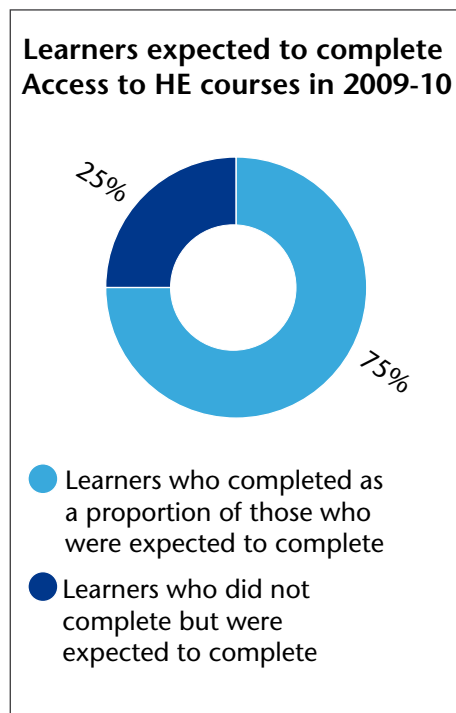
(Data provided by QAA)

- **29,725** learners were awarded the Access to HE Diploma or received partial accreditation (Chart A)
- **29,505** learners completed their course (Chart B)
- **26,025** learners were awarded the Access to HE Diploma, and **2,640** received partial accreditation (Chart C).

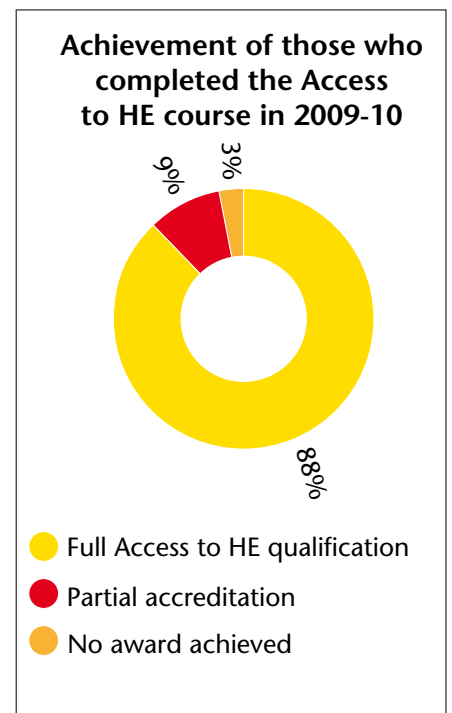
**Chart A**



**Chart B**



**Chart C**



## Access to HE students' progression to higher education

UCAS data in this report is based on the 2010-11 entry cycle (applicants for 2010-11 academic year) and is restricted to applicants who were known to have an Access to HE qualification and who were living in England or Wales. UCAS data relates to applicants to full-time courses only.

### How many Access to HE students applied to higher education?

(Data provided by UCAS)

- **27,725** applied to HE through UCAS (5.3% of all applicants applying to HE courses through UCAS)
- **19,165** were accepted through UCAS (5.1% of applicants accepted to HE courses through UCAS).

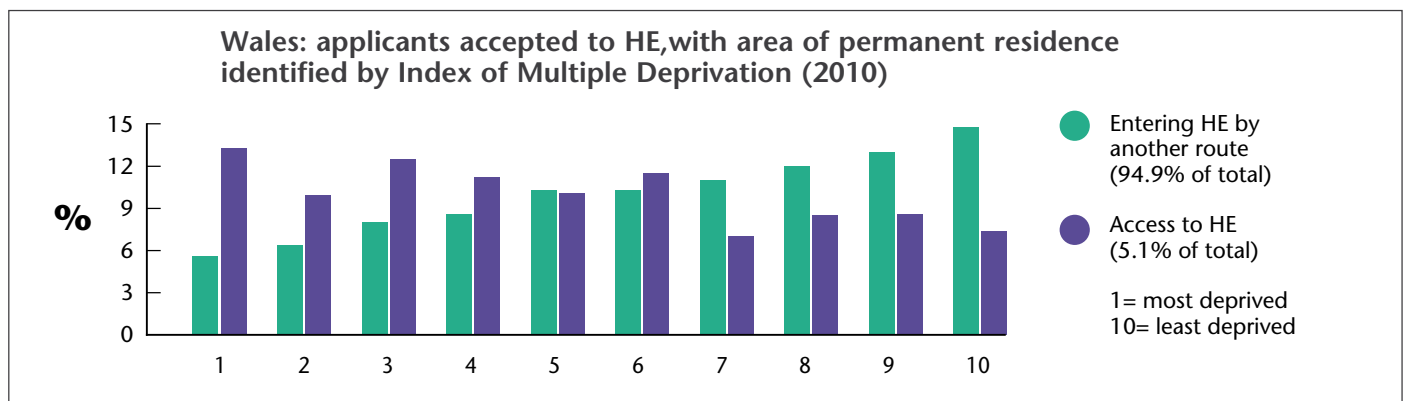
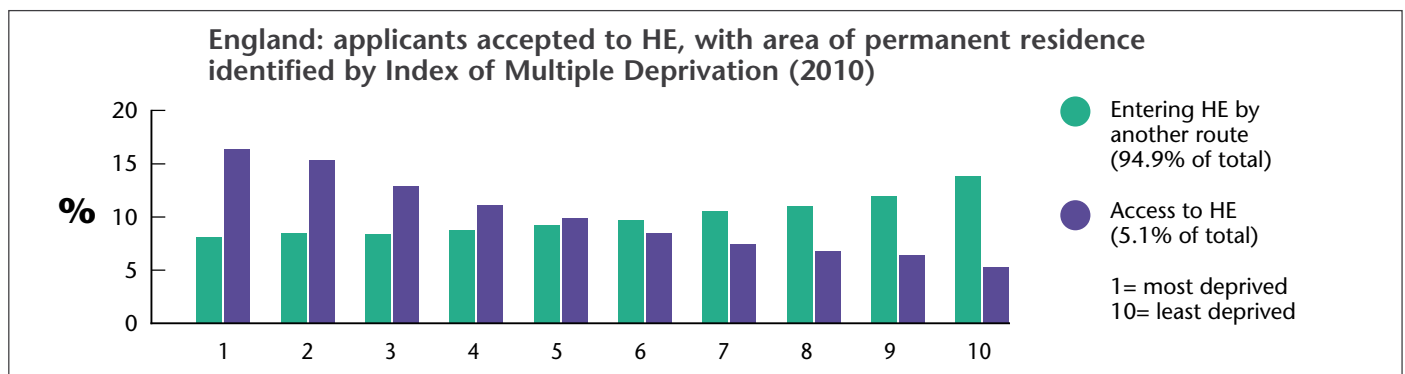
### What was the socio-demographic profile of Access to HE students applying to HE?

(Data provided by UCAS)

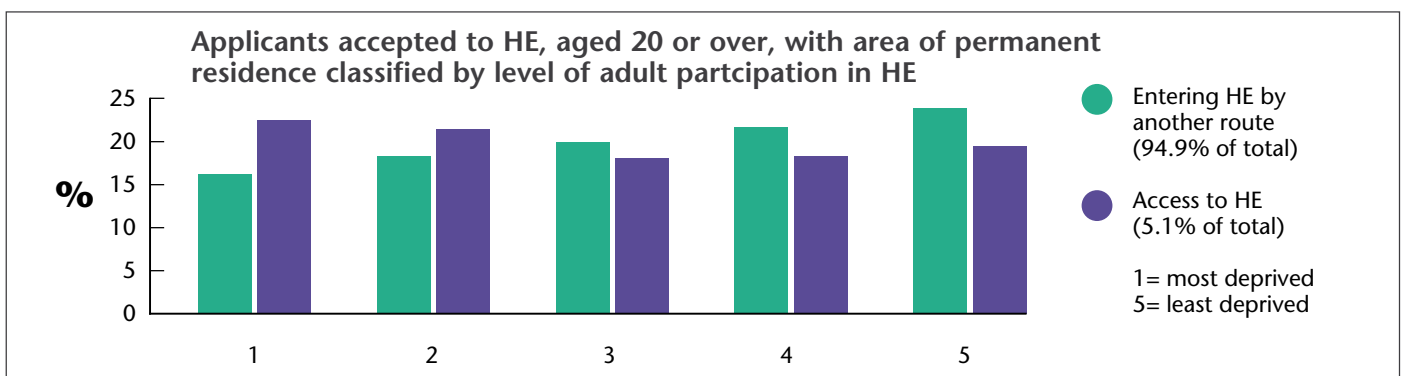
The following charts show that in both England and Wales there were higher proportions of Access to HE accepted applicants within the most deprived areas. These are shown separately because each country uses different methods of calculation.

Please follow this link for further information:

[www.communities.gov.uk/communities/neighbourhoodrenewal/deprivation/deprivation07](http://www.communities.gov.uk/communities/neighbourhoodrenewal/deprivation/deprivation07).



The following chart shows that for accepted applicants aged 20 and above, those with Access to HE qualifications were more likely to live in areas identified as having low adult participation in HE.



Please follow this link for further information about POLAR2: [www.hefce.ac.uk/widen/polar/polar2](http://www.hefce.ac.uk/widen/polar/polar2).

## How many former Access to HE students went on to study in HE institutions?

(Data provided by HESA - 2009-10 entry)

HESA statistics presented here include students registered on HE programmes at HEIs in England and Wales in 2009-10 who entered their programme with a QAA-recognised Access to HE qualification. These students would have been on an Access to HE course in the previous year, so are not the same group of students reported on elsewhere in the Key Statistics.

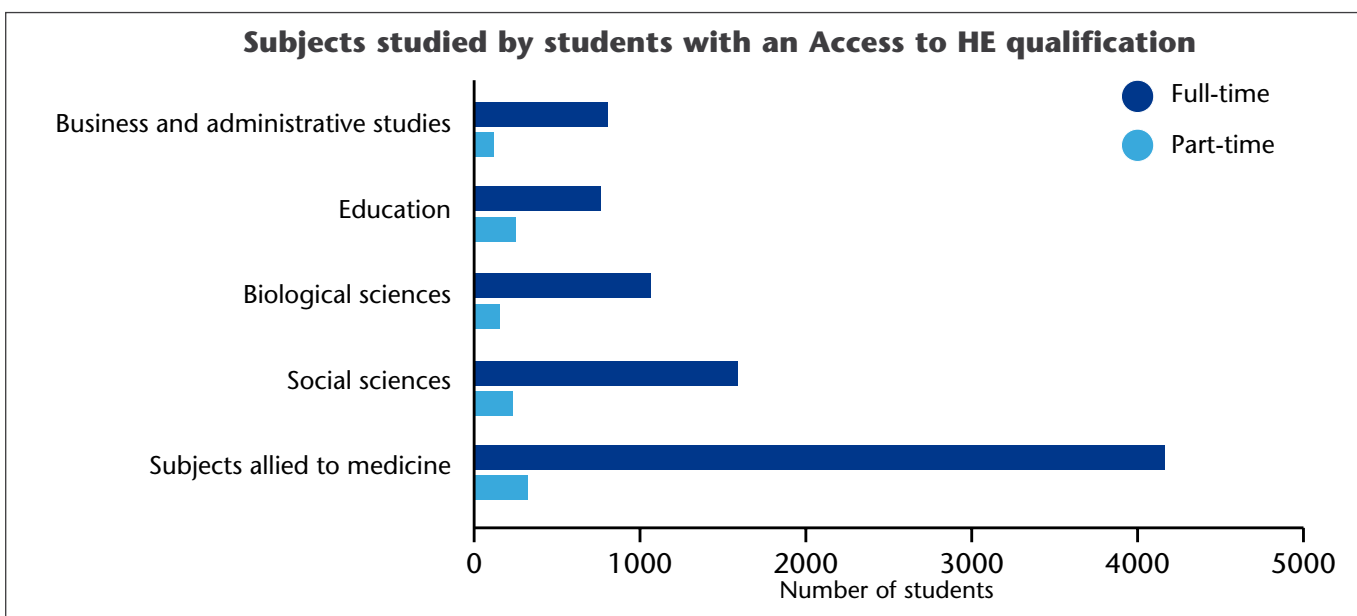
- **13,035** students entered undergraduate programmes in HEIs with a QAA-recognised Access to HE qualification (1.8 % of all entrants)
  - **11,280** studied full-time and **1,755** part-time
  - **9,885** students entered HE on degree programmes and **3,150** on other undergraduate programmes.

## FE institutions

The number of former Access to HE students studying in FE institutions is unknown, however, UCAS reports that 770 learners were accepted to HE in FE programmes in the 2010-11 entry cycle.

## What were the main areas of study in HE for former Access to HE students?

(Data provided by HESA - 2009-10 entry)



## What happened to former Access to HE students in HE?

(HESA - 2007-08 entry)

The following table shows the percentage of mature full-time first degree students not continuing in HE after their first year in an institution. The table refers to entrants to HEIs in 2007-08 and 2008-09, and whether or not they continued in HE in 2008-09 and 2009-10.

Entry qualifications	Non-continuation rates (%) 2007-08	Non-continuation rates (%) 2008-09
Access to HE (QAA recognised)	12.3	12.6
Other access courses	13.8	13.1
Foundation courses	10.7	12.0
ONC or OND (including BTEC & SQA equivalents) or VCEs	14.7	15.5
A-levels or Scottish Highers	13.9	11.2
Higher education qualification	12.4	11.8
Other (including unknown)	19.1	16.1
All entry qualifications	14.0	12.9

## Access to HE trends

### Access to HE courses

QAA-recognised Access to HE courses running:

2007-08:	1,211
2008-09:	1,376
2009-10:	1,353

### Access to HE registrations

Students registered on QAA-recognised Access to HE courses, and expected to complete in same year:

2007-08:	32,065
2008-09:	31,860
2009-10:	39,835

### Access to HE certificates awarded

Students awarded Access to HE certificates:

2007-08:	18,840
2008-09:	19,960
2009-10:	26,030

### Applications and acceptances to HE

Access students applying through UCAS and courses formerly recruited through NMAS:

	<b>Applicants</b>	<b>Acceptances</b>
2008-09 entry	25,555	16,690 (UCAS plus applicants to former NMAS courses, hence includes double counting)
2009-10 entry	18,215	13,265 (UCAS)
2010-11 entry	27,725	19,165

*Figures for 2009-10 entry onwards only include QAA-recognised courses, whereas figures for 2008-09 entry are for QAA-recognised and other access courses.*

### Entrants to HEIs from QAA-recognised Access to HE courses

QAA-recognised Access to HE students registering on HE courses:

2007-08:	12,080
2008-09:	12,305
2009-10:	13,035

*The number of former Access to HE students studying in FECs is unknown.*

### Where can I find out more?

More detailed statistics on Access to HE provision and students' progression in HE is provided in the *Joint Agency Report (Access to HE) 2011*, available on the QAA website ([www.accesstohe.ac.uk](http://www.accesstohe.ac.uk)).

## Making sense of the figures

### Data published here is not intended to be used by institutions to set targets for individual Access to HE courses.

When reading *Key statistics 2011*, please note that each agency collects data for different purposes, so the categories used and groups of students the statistics refer to are not identical. The way in which this affects the data is described below.

All numbers relating to students shown in this paper are rounded to the nearest five.



**QAA:** Figures relate to all full and part-time students on QAA-recognised Access to HE courses in England and Wales. They are gathered from the 15 Access Validating Agencies, each of which collects data about students from colleges. Figures relate to the 2009-10 academic year.

**QAA** Tel: 01452 557000 Web: [www.accesstohe.ac.uk](http://www.accesstohe.ac.uk)



**The Data Service and DCELLS:** Figures from the Data Service and DCELLS relate to students on Access to HE courses in England and Wales respectively. The data does not include those on courses run in HEIs. Figures relate to the 2009-10 academic year.

#### **Data Service**

Tel: 08702 670001 Web: [www.thedataservice.org.uk](http://www.thedataservice.org.uk)

#### **Welsh Government Department for Education Lifelong Learning and Skills**

Tel: 0845 010 3300 Web: [www.wales.gov.uk](http://www.wales.gov.uk)



Llywodraeth Cymru  
Welsh Government



**UCAS:** Figures relate to applicants and accepted applicants to full-time HE courses in the 2010-11 entry cycle. They include applicants to HE courses in FE institutions but do not include applicants to part-time HE courses. UCAS entry qualifications data provided directly by the applicant gives a broad indication of the type of qualifications the applicant may hold or be sitting. The Index of Multiple Deprivation (IMD) rankings have been appended to UCAS data using home postcodes to identify Lower Layer Super Output Areas (National Statistics Postcode Directory: November 2010). IMD rankings for England were allocated using the 2007 IMD (Source: Department of Communities and Local Government) and IMG rankings for Wales were allocated using the Welsh IMD, 2008 (source: Local Government Data Unit-Wales).

**UCAS** Tel: 01242 222444 Web: [www.ucas.com](http://www.ucas.com)



**HESA:** Figures relate to students entering undergraduate programmes who had studied on an Access to HE course prior to 2009-10. This group differs from the cohorts reported by QAA, the Data Service, DCELLS and UCAS for students on Access to HE courses and those applying to HE. The data includes full and part-time students registered on the first year of undergraduate courses, but excludes those studying on HE courses in FE institutions. The figures for students entering with Access to HE qualifications relate only to QAA-recognised Access to HE qualifications.

**HESA** Tel: 01242 255 577 Web: [www.hesa.ac.uk](http://www.hesa.ac.uk)

QAA is grateful to its partner agencies for their involvement and willing contributions to this project. The data provides an overview of Access to HE provision and is not intended to be used by organisations for setting internal targets or for benchmarking purposes.

© The Quality Assurance Agency for Higher Education 2011  
ISBN 978 1 84979 262 2

**The Quality Assurance Agency for Higher Education**

Southgate House  
Southgate Street  
Gloucester  
GL1 1UB

Tel 01452 557000  
Fax 01452 557070  
Email [comms@qaa.ac.uk](mailto:comms@qaa.ac.uk)  
Web [www.qaa.ac.uk](http://www.qaa.ac.uk)

Registered charity numbers 1062746 and SC037786